

Two-Letter Vowels Flash Card Instruction Guide

Teach Children to Read Using

Magic of Phonics

Two-Letter Vowels Flash Card
Instruction Guide



- A program that blends phonics with whole word reading method.
- Step-by-step chapters which reinforce the child's ability to decode and pronounce words.
- Teach reading using visual, auditory and kinetic methods.
- The child learns to
 - identify the letters
 - sounds associated with the letters
 - combining letters to pronounce words (blending)
 - read full sentences and stories

Order today at

www.MagicOfPhonics.com



Two-Letter Vowels Flash Card Instruction Guide

© 2014 Magic of Phonics, LLC

All rights reserved. May not be duplicated in any form without the expressed written consent of Magic Of Phonics, LLC

www.MagicOfPhonics.com



Magic of Phonics

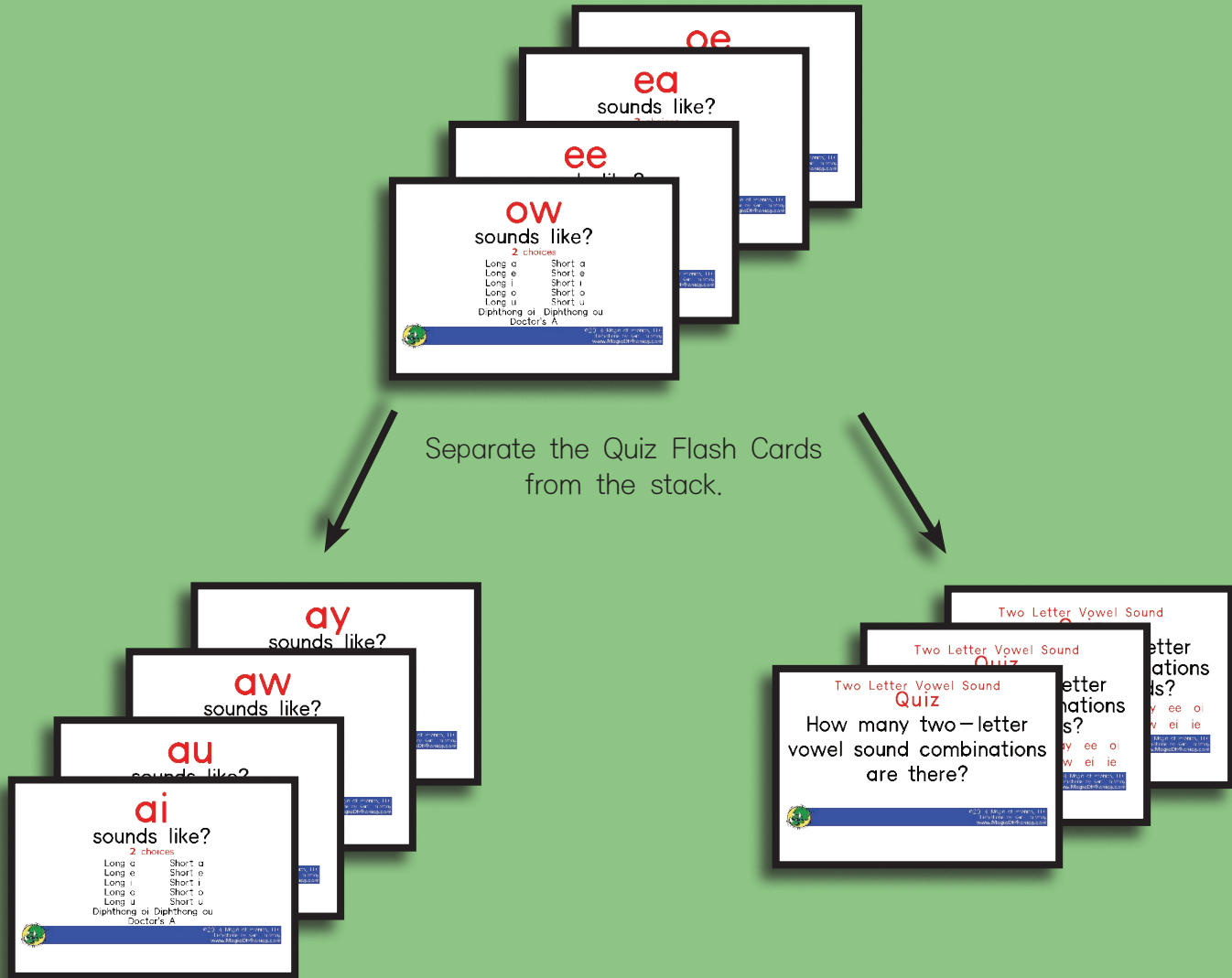
- Is a program that blends phonics with whole word reading method.
- Using step-by-step chapter lessons reinforce the child's ability to decode and pronounce words.
- It teaches reading using visual, auditory and kinetic methods.
- The child learns to
 - identify the letters
 - sounds associated with the letters
 - combining letters to pronounce words (blending)
 - read full sentences and stories

Learning Goals for the Two-Letter Vowels Flash Cards

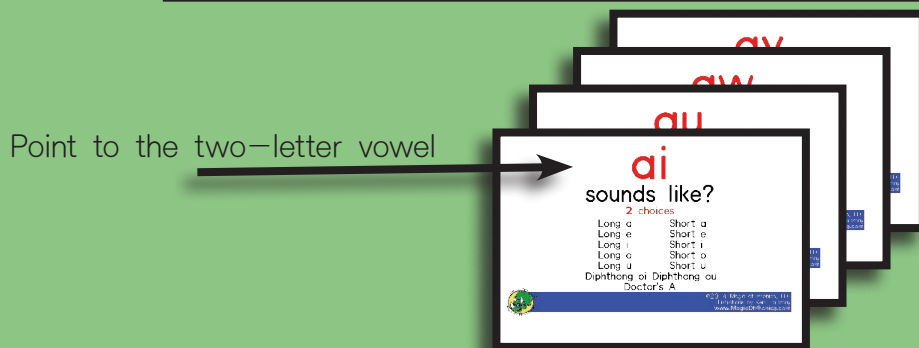
1. Identify two-letter vowel combinations.
2. Identify diphthongs and "Doctor's A" two-letter vowel combinations.
3. Learn the number of possible sound options associated with the two-letter vowel combination.
4. Pronounce the possible sound options of the two-letter vowels.
5. Recall and pronounce words spelled with the two-letter vowels.



Two-Letter Vowels Flash Card Instruction Guide



Step 1: Separate the quiz flash cards from the stack.



Step 2: Using the two-letter vowel cards only, hold the two-letter flash cards facing the student. Point to the two-letter vowel and say, "This is the two-letter vowel that make a single vowel sound."



Two-Letter Vowels Flash Card Instruction Guide

Point to the number of possible sounds associated with the two-letter vowel.

ai
sounds like?

2 choices

Long a	Short a
Long e	Short e
Long i	Short i
Long o	Short o
Long u	Short u
Diphthong oi	Diphthong ou
Doctor's A	

©2014 Magic of Phonics, LLC
Illustration by Sara Hartwig
www.MagicOfPhonics.com

Step 3: Point to the number of possible sounds below the two-letters and say, "This combination of two-letters has _____ possible vowel sounds."

Point to the options on the flash card.

ai
sounds like?

2 choices

Long a	Short a
Long e	Short e
Long i	Short i
Long o	Short o
Long u	Short u
Diphthong oi	Diphthong ou
Doctor's A	

©2014 Magic of Phonics, LLC
Illustration by Sara Hartwig
www.MagicOfPhonics.com

Step 4: Point to the number of options on the flash card. Turn the card over and say the sound and pronounce the words which contain the _____ two-letter vowel combination. Repeat for the remainder of the flash cards in the stack.

Point to the sound associated with the two-letter vowel.

Point to and pronounce the words associated with the two-letter vowel.

ai sounds like	as in
Long a	aid aim brain chain drain fail faith gain grain maid rain train sail rail nail
Short i	captain certain curtain

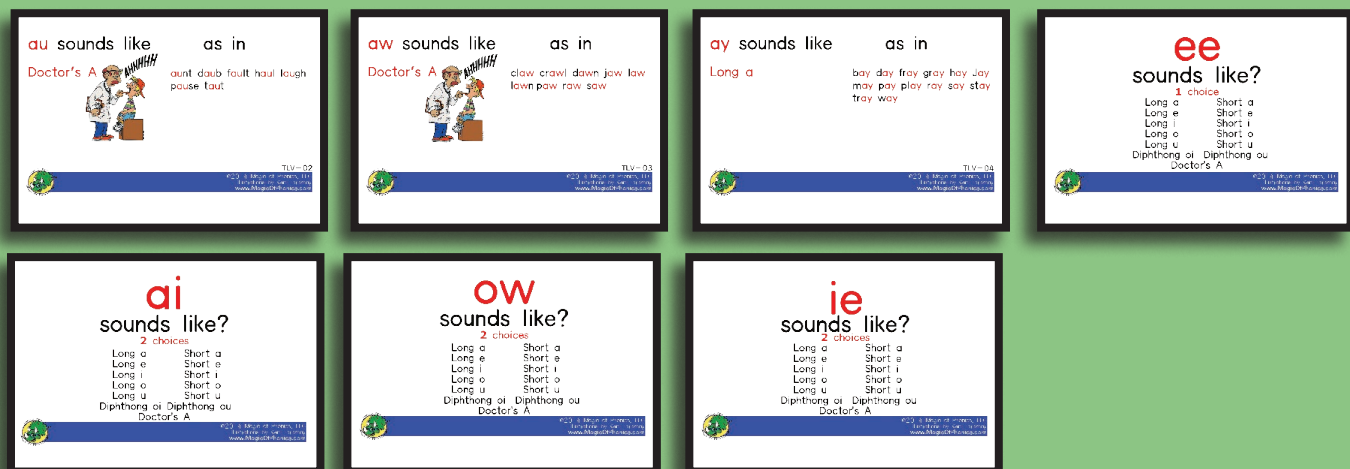
TLV-01
©2014 Magic of Phonics, LLC
Illustration by Sara Hartwig
www.MagicOfPhonics.com

Step 5: Turn the card over and say the sound and pronounce the words which contain the two-letter vowel combination. Repeat for the remainder of the flash cards in the stack.

Two-Letter Vowels Flash Card Instruction Guide



Step 6: Hand the stack of flash cards to the student. Ask the student to place the cards on a large work area, like a table or floor, in the order of possible choices from lowest to highest. Show the student that some have more than one vowel sound.



Step 7: Ask the student to turn the cards over, one at a time, while saying the number of possible sounds and reads aloud the words containing the two-letter vowel.

Two-Letter Vowels Flash Card Instruction Guide

Point to the number of vowel sounds and the sound options on the flash card.

A
B

ai
sounds like?
2 choices
Long a Short a
Long e Short e
Long i Short i
Long o Short o
Long u Short u
Diphthong oi Diphthong ou
Doctor's A

©2014 Magic of Phonics, LLC
Instructional Phonics Learning
www.MagicOfPhonics.com

Step 8: Mix the stack of cards and repeat, but this time, the tutor shows the student the cards face. Ask the student

- A) How many vowel sounds does this two-letter combination make?
- B) What are the vowel sounds? (Point to the options)

After the student answers, turn the card over and show the student the correct vowel sound answer(s). Point to the words associated with the vowel sound and ask the student to pronounce the word. Repeat for the remainder of the cards in the stack.

ai sounds like as in

Long a aid aim brain chain drain
fail faith gain grain maid
rain train sail rail nail

Short i captain certain curtain


TLV-01
©2014 Magic of Phonics, LLC
Instructional Phonics Learning
www.MagicOfPhonics.com

**Repeat 5 days per week
until proficient.**



Quiz Questions for Two-Letter Vowels

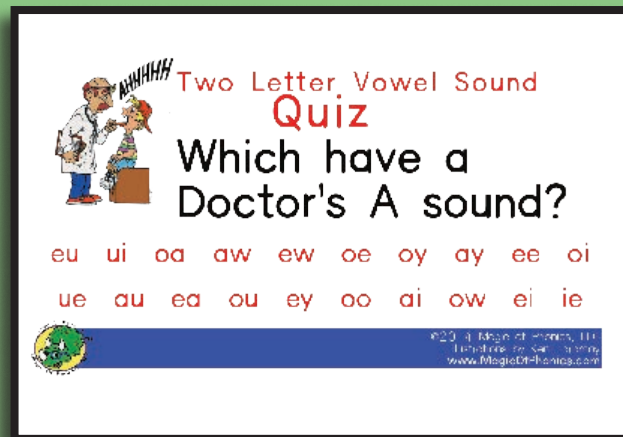
Read the question to the student.



Step 1: Hold all the flash cards, in random order, with the Quiz Question facing the student.

Step 2: Read the question to the student.

Step 3: Ask the student to answer the question.



Step 4: Turn the card over and confirm the answer and address any errors.

Step 5: Ones answered incorrectly are placed aside to be repeated at the end.

Repeat 5 days per week
until proficient.



Games to Learn the Two-Letter Vowels

Game 1: Roll the Ball to Learn Diphthong and Doctor's A

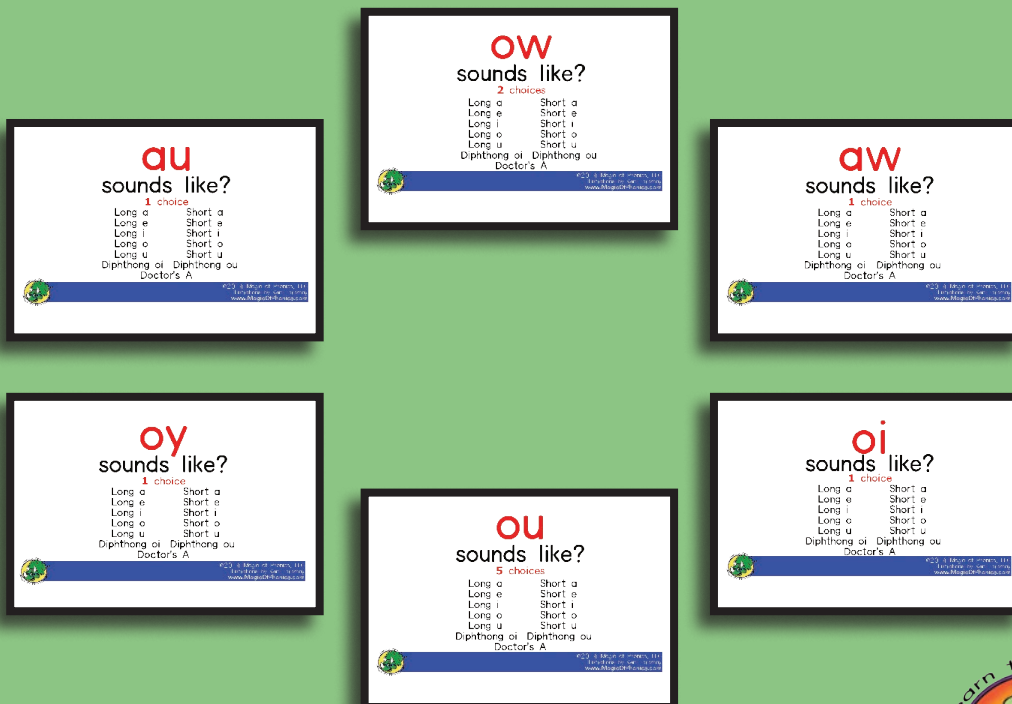
Equipment:

- 3 to 6 players (can include the tutor)
- Flash cards of au, aw, oi, ou, ow, oy
- Small ball (tennis ball, golf ball, basket ball, crumpled piece of paper, etc.)

Learning Goal: Identify Diphthong and Doctor's A two-letter vowel combinations.

Instructions:

- Step 1:** Six players sitting on the floor in a circle facing each other.
- Step 2:** Tutor gives each student one or two flash cards with either the Diphthong or Doctor's A (au, aw, oi, ou, ow, and oy) who display it facing the center of the group so all can see it. (Note: if there are not enough students, two cards can be displayed by one student)
- Step 3:** Tutor hands the ball to one person and explains to all that the game is to roll the ball to the person holding the Diphthong or Doctor's A flash card when the tutor calls it out.
- Step 4:** Tutor calls out either "Diphthong" or "Doctor's A". The student is to roll the ball to the student holding the correct two-letter vowel.
- Step 5:** Repeat until the students are proficient at identifying each correctly.



Games to Learn the Two-Letter Vowels

Game 2: Roll the Ball to Word with a Diphthong and Doctor's A

Equipment:

- 3 to 6 players (can include the tutor)
- Letter Size Paper and Pencil/Pen
- Small ball (tennis ball, golf ball, basket ball, crumpled piece of paper, etc.)

Learning Goal: Identify Diphthong and Doctor's A two-letter vowel combinations.

Instructions:

- Step 1:** Six players sitting on the floor in a circle facing each other.
- Step 2:** Tutor folds six letter size pages in half and randomly writes, in very large print, one word containing a Diphthong or Doctor's A on each side (4 to a page).
oi (Diphthong): boil, choice, coin, foil, join, moist, oil, point, soil, voice, void
ou (Diphthong): cloud, couch, hound, house, loud, mouse, mouth, noun, ouch, out, pout, shout, sound, touch
ow (Diphthong): brown, clown, crown, cow, down, frown, how, now, owl, vow
oy (Diphthong): boy, coy, joy, soy, toy
au (Doctor's A): aunt, daub, fault, haul, laugh, pause, taut
aw (Doctor's A): claw, crawl, dawn, jaw, law, lawn, paw, raw, saw
- Step 3:** The tutor gives each student one page with 4 words on it and asks the student to show only one word to the group, either a word with a Diphthong or Doctor's A. (Note: if there are not enough students, two cards can be displayed by one student)
- Step 4:** Tutor hands the ball to one person and explains to all that the game is to roll the ball and say the word to the person displaying the Diphthong or Doctor's A when the tutor calls it out.
- Step 5:** Tutor calls out either "Diphthong" or "Doctor's A". The student is to say the displayed word and roll the ball to the student holding it.
- Step 6:** Change the words and repeat until the students are proficient at identifying each correctly.

boil

aunt

jaw

boy

clown

cloud



Games to Learn the Two-Letter Vowels

Game 3: Identify the Sound of the Two-Letter Vowels Hop (one sound)

Equipment:

1 or more players
Piece of chalk

Learning Goal: Identify the sound of the two-letter vowel sounds .

Instructions:

Step 1: Using chalk, the tutor draws a 4 foot by 3 foot box on the ground. Inside the box, lines are drawn to create 12 equal size boxes (Two horizontal line and 3 vertical lines).

Step 2: Tutor randomly writes two-letter vowels that have only one sound in each box (au, aw, ay, ee, eu, ew, oa, oe, oi, oy, ue, ui,).

Step 3: Student stands next to the box and is told to jump onto the letter-letter vowel the tutor sounds out.

Step 4: Repeat until the student is proficient at identifying the sound of the two-letter vowel correctly.

Step 5: Tutor makes another box but writes the lower case vowels inside of each box. Repeat steps 3 and 4.

ui	oi	au	oa
ay	oe	ue	ew
ee	oy	eu	aw



Games to Learn the Two–Letter Vowels

Game 4: Identify Two–Letter Vowels in a Word Using a Marker

Equipment:

- 1 to 2 players (can include the tutor)
- Letter size sheet of paper
- Marker like a coin, salt shaker, etc.

Learning Goal: Identify the two–letter vowels in a word.

Instructions:

- Step 1:** Student sitting on the floor or at a table.
- Step 2:** Tutor randomly writes words containing two–letter vowels onto a letter size piece of paper.
- Step 3:** Tutor hands the marker to the student and explains that the game is to quickly place the marker on the word which has the two–two letter when called out by the tutor.
- Step 4:** Tutor calls out a two–letter vowel. The student places the marker onto the vowel letter.
- Step 5:** Repeat until the student is proficient at identifying each of the vowels correctly.
- Step 6:** Tutor and student reverse roles. Tutor holds the marker and the student calls out the two–letter vowel.

Game 5: Identify & Say the Word with Two–Letter Vowel Using a Marker

Equipment:

- 1 to 2 players (can include the tutor)
- Letter size sheet of paper
- Marker like a coin, salt shaker, etc.

Learning Goal: Identify and pronounce the word with the two–letter vowel.

Instructions:

Steps are the same as Game 4 but after the student identifies the two–letter vowel, say the word correctly.



Games to Learn the Two-Letter Vowels

Game 6: Identify Two-Letter Vowels in a Word Hop

Equipment:

- 1 or more players
- Piece of chalk

Learning Goal: Identify the two-letter vowel in a word.

Instructions:

- Step 1:** Using chalk, the tutor draws a 4 foot by 4 foot box on the ground. Inside the box, lines are drawn to create 16 equal size boxes (Three horizontal line and 3 vertical lines).
- Step 2:** Tutor randomly writes two-letter vowels words in each box.
- Step 3:** Student stands next to the box and is told to hop onto the box which has a word with the two-letter vowel the tutor calls out.
- Step 4:** Repeat until the student is proficient at identifying the two-letter vowel combination in a word correctly.
- Step 5:** Tutor and student reverse roles. Tutor hops onto the box with the two-letter vowel called out by the student.

bread	soul	key	soon
rain	how	feud	fruit
boat	dawn	new	toe
toy	bay	bee	coin



Two-Letter Vowels Flash Card Instruction Guide

Game 7: Identify & Say the Word with Two-Letter Vowel Hop

Equipment:

1 or more players
Piece of chalk

Learning Goal: Identify the two-letter vowel in a word.

Instructions:

Step 1: Using chalk, the tutor draws a 4 foot by 4 foot box on the ground. Inside the box, lines are drawn to create 16 equal size boxes (Three horizontal line and 3 vertical lines).

Step 2: Tutor randomly writes in each box words that have two-letter vowels.

Step 3: Student stands next to the box. The tutor calls out a two-letter vowel in a box. Student hops onto the box and says the word within.

Step 4: Repeat until the student is proficient at identifying the two-letter vowel combination in a word correctly.

Step 5: Tutor and student reverse roles. Tutor hops onto the box and says the word with the two-letter vowel called out by the student.

bread	soul	key	soon
rain	how	feud	fruit
boat	dawn	new	toe
toy	bay	bee	coin

